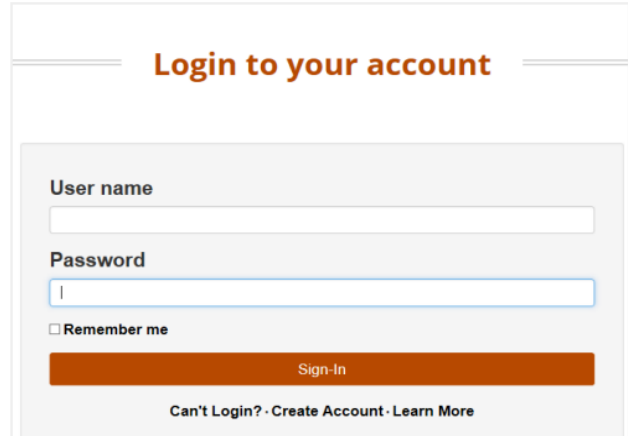


How to Access the Incumbent Worker Tracking System (IWTS)

May 2020



1 Go to <http://illinoisworknet.com>.



Login to your account

User name

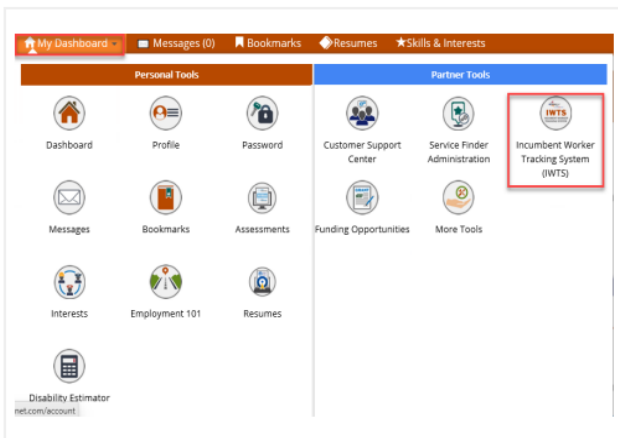
Password

Remember me

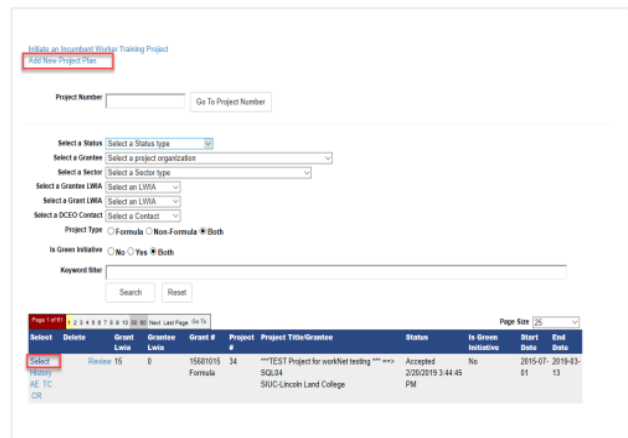
Sign-In

[Can't Login?](#) · [Create Account](#) · [Learn More](#)

2 Select the "Login" icon on the navigation header of the Illinois workNet homepage and sign into your Illinois workNet partner account.



3 Select "My Dashboard" and click the "Incumbent Worker Tracking System (IWTS)" icon under Partner Tools.



Incumbent Worker Training Project

[Add New Project Plan](#)

Project Number: Go To Project Number

Select a Status:

Select a Grantee:

Select a Sector:

Select a Grantee LWA:

Select a Grant LWA:

Select a DCEO Contact:

Project Type: Formula Non-Formula Both

Is Green Initiative: No Yes Both

Keyword filter:

Select	Delete	Grant Lwls	Grantee Lwls	Grant #	Project #	Project Title/Grantee	Status	In Green Initiative	Start Date	End Date
<input checked="" type="checkbox"/>		Illinois	0	15681019	34	TEST Project for workNet testing	Accepted	No	2015-07-01	2018-03-31
		AE TC				SQJ34 SUC-Lincoln Land College	PM			
		CR								

4 On the Incumbent Training Projects Search page, add a "New Project Plan" or search an existing project by "Project Number".