



Local Impact of Covid-19 Crisis: Strategic Information Products

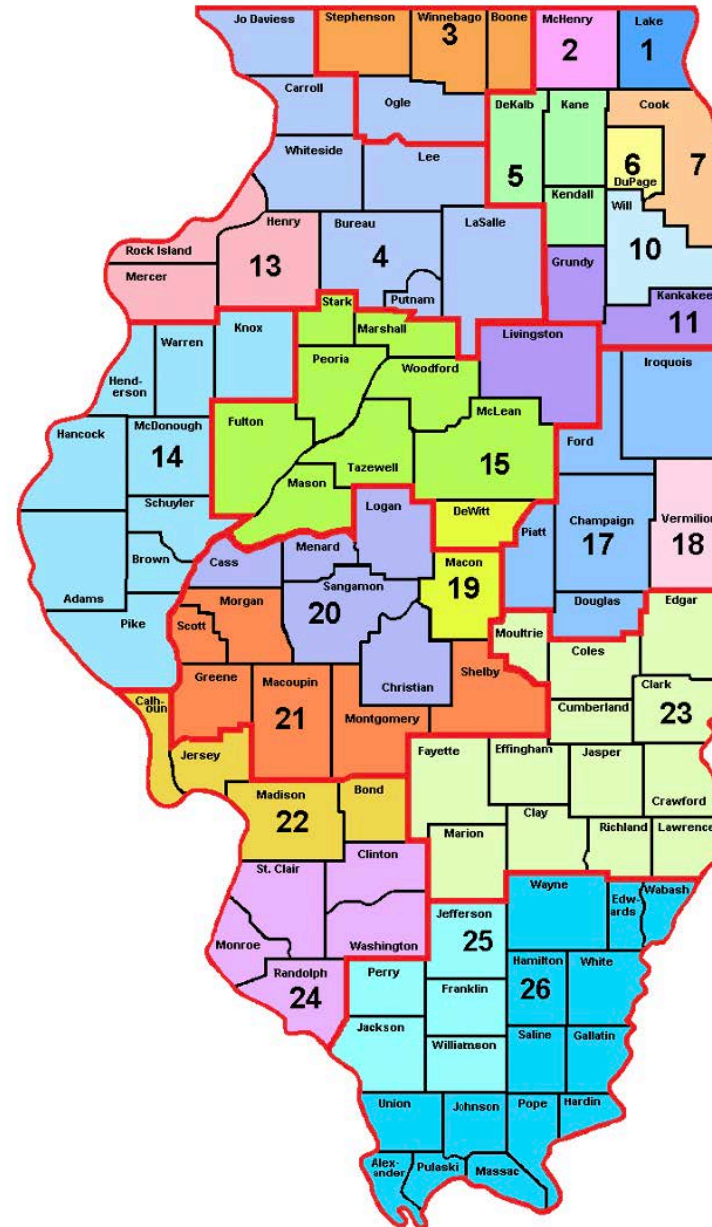
October 28, 2020



Kiersten Sheary

- Online Marketing Coordinator
 - Illinois Center for Specialized Professional Support
- ksheary@ilstu.edu
- 309-438-1838

Where is Your Local Area?



Which partner do you best represent?





George W. Putnam

- Director Labor Market Information
 - Illinois Department of Employment Security
- George.Putnam@Illinois.gov
- 312-793-9826

Covid-19 Information Gaps

- Which local labor markets have been hit the hardest by layoffs?
- What is the economic impact of unemployment on the local economy?
- What is the demographic, industry and occupation composition of the unemployed as we gear up local training programs for reemployment?
- What does reemployment look like in the local labor market (same employer, different employer/same industry or different industry)?



Covid-19 Information Gaps: Strategic Information Products

- Covid-19 relevance of current products
 - Monthly In-Demand Jobs report
 - Projected Employment Demand
- Covid-19 relevance of new product
 - Unemployment to Reemployment portal

Monthly In-Demand Jobs Report

- Covid-19 value-add information
 - New, first-time job ads (prior 30 days) by employer and occupation
 - Subset (less than one-half) of all job postings (e.g., high turnover postings such as fast food managers)
- Geography
 - Economic Development Region
- Link
 - <https://www2.illinois.gov/ides/lmi/Pages/HWOL.aspx>

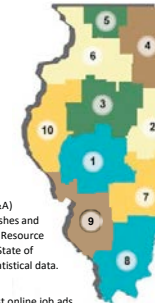
Economic Development Region 9 | Southwestern

October 2020

EMPLOYER	JOB POSTINGS
Dollar General	100
BJC Healthcare	48
CVS Health	32
Amazon	32
Lowe's	31
Walgreens	29
Southern Illinois University Edwardsville	28
National Geospatial Intelligence Agency	27
Chestnut Health Systems	24
Allied Universal	24
Help At Home	22
Leidos	21
The Home Depot	20
Placesmart Agency	19
Target	18
State of Illinois	18
World Wide Technology	17
Geodis	17
US Government	15
O'Reilly Automotive	15

ILLINOIS EDRs

- 1 - Central
- 2 - East Central
- 3 - North Central
- 4 - Northeast
- 5 - Northern Stateline
- 6 - Northwest
- 7 - Southeastern
- 8 - Southern
- 9 - Southwestern
- 10 - West Central



Technical Notes:

1. The Economic Information & Analysis (Ei&A) Division collects, compiles, analyzes, publishes and distributes a variety of Workforce, Career Resource and Labor Market Information and is the State of Illinois' primary source of labor market statistical data. [CLICK HERE](#) for Ei&A Data and Statistics.
2. This report represents employers that post online job ads. Hiring practices of some industries, such as construction, do not typically post their job openings online.
3. The Conference Board Help Wanted Online® Data Series (HWOL) measures the number of new, first-time online job ads and job ads reposted from the prior month from more than 16,000 Internet job boards, corporate boards and smaller job sites that serve niche markets and smaller geographic areas. From time-to-time, ads used in the HWOL Data Series may have inaccurate location information listed. These inaccuracies are addressed and corrected on an ongoing basis.

OCCUPATION	JOB POSTINGS
Retail Salespersons	202
First-Line Supervisors of Retail Sales Workers	119
Customer Service Representatives	81
Laborers and Freight, Stock, and Material Movers, Hand	77
Registered Nurses	60
Home Health Aides	53
Combined Food Preparation and Serving Workers, Including Fast Food	51
Janitors and Cleaners, Except Maids and Housekeeping Cleaners	49
Security Guards	43
Sales Representatives, Wholesale and Manufacturing, Except Technical and Scientific Products	41
Heavy and Tractor-Trailer Truck Drivers	41
Food Service Managers	39
Driver/Sales Workers	38
Stock Clerks- Stockroom, Warehouse, or Storage Yard	35
Production Workers, All Other	33
Medical and Health Services Managers	33
Network and Computer Systems Administrators	30
Computer User Support Specialists	30
Maintenance and Repair Workers, General	29
Police Patrol Officers	28

Projected Employment Demand (USDOL/ETA deliverables)

- Two-year projected demand Statewide industries and occupations
 - Produced every year
 - https://www2.illinois.gov/ides/lmi/Pages/Employment_Projections.aspx
- Ten-year projected demand Statewide industries and occupations
 - Produced every two years
 - https://www2.illinois.gov/ides/lmi/Pages/Employment_Projections.aspx
- Ten-year projected demand EDR and LWIA industries and occupations
 - Produced every two years (alternate years to ten-year statewide)
 - https://www2.illinois.gov/ides/lmi/Pages/Employment_Projections.aspx
- Fiscal year 2020 (July 2019 to June 2020)
 - Produced 2019-2021 Statewide industries and occupations
 - Produced 2018-2028 Statewide industries and occupations

Projected Employment Demand: Covid-19 Impact (DCEO partnership)

- Fiscal year 2021 (July 2020 to June 2021, probably extend to August 2021)
 - Scheduled 2020-2022 Statewide industries and occupations
 - Scheduled 2018-2028 Statewide industries and occupations (Covid-19 impact)
 - Scheduled 2018-2028 EDR and LWIA industries and occupations (Covid-19 impact)
- Gauging Covid-19 economic impact on local labor markets
 - Resourcing internal administrative data
 - UI claims for unemployment insurance, monthly UI wage records
 - Resourcing external sources of information (examples)
 - Illinois Department of Revenue
 - sales tax revenues
 - Bureau of Labor Statistics Covid-19 impacts
 - <https://www.bls.gov/covid19/home.htm>

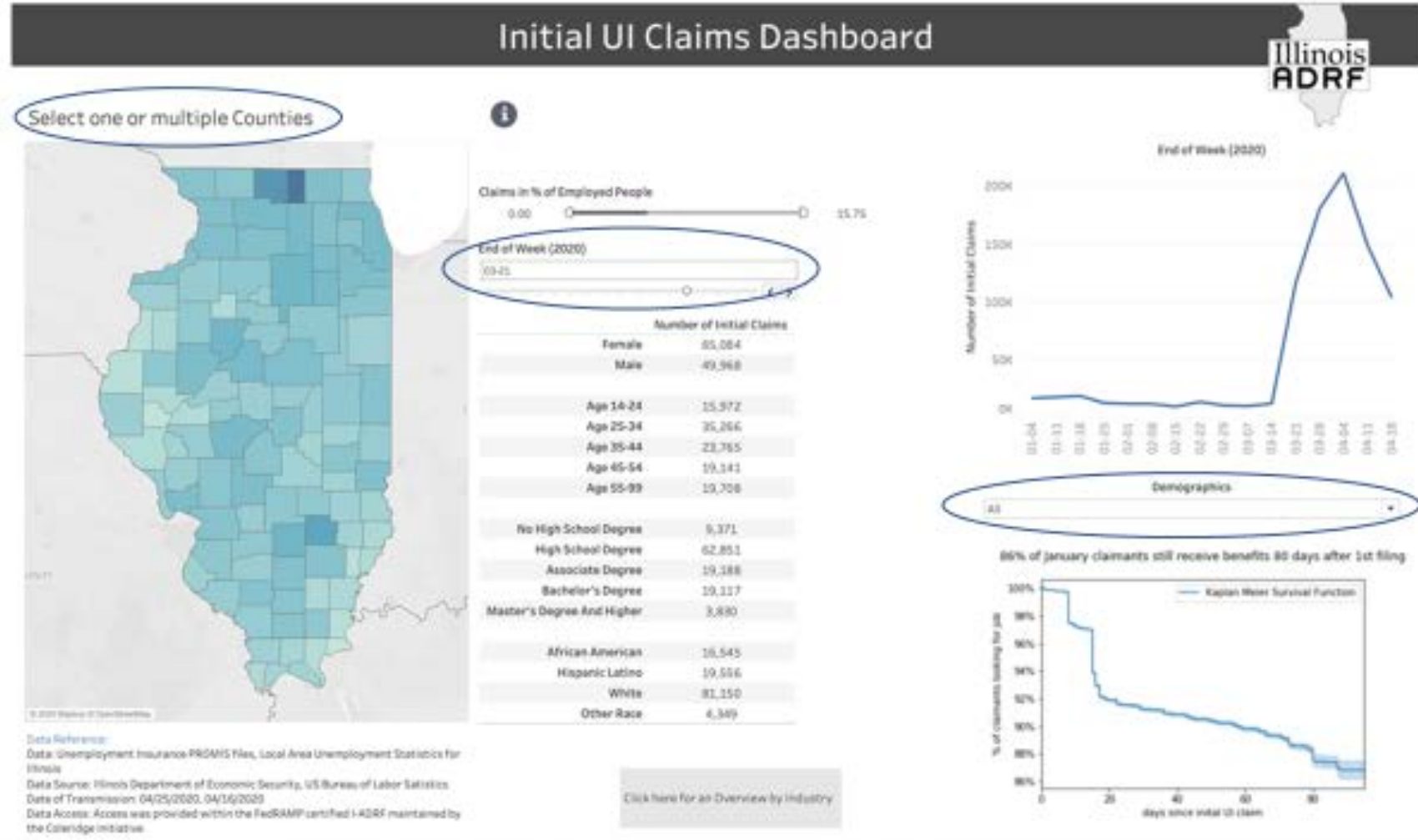


Questions?

Unemployment to Reemployment Portal (DCEO partnership)

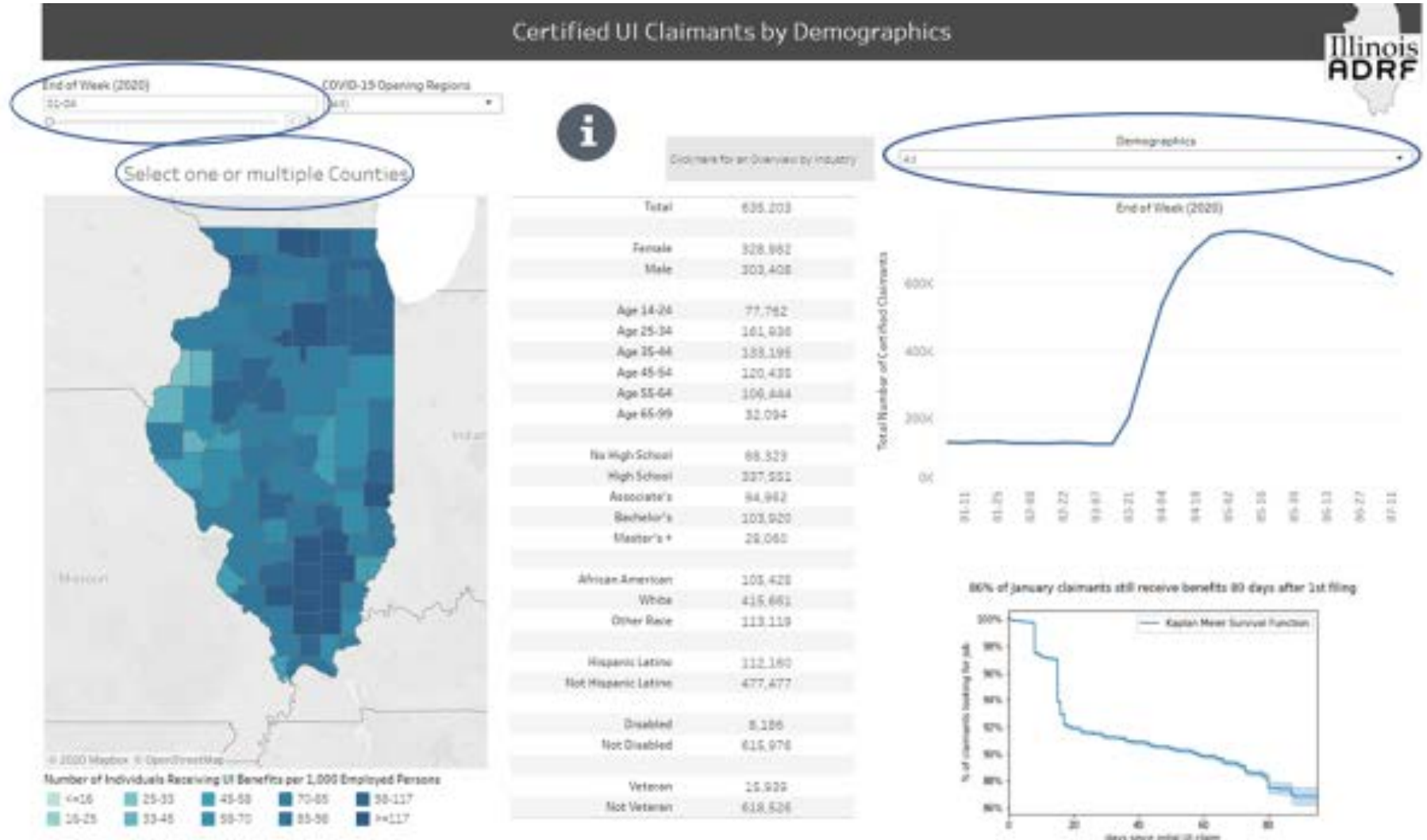
- Portal as pipeline that illuminates local labor market impacts in a longitudinal context
 - Starting point- layoff and certification for unemployment benefits by residence of claimant
 - Critical junctures- enrollment in programs and services
 - Reemployment (RESEA) services
 - WIOA local training programs
 - Ending point- reemployment (same employer, different employer/same industry or different industry)
- Measuring UI claimant progression along pipeline
 - UI persistence or proximity to exhaustion
 - Economic impact- wage replacement

UI Claimant Applicants

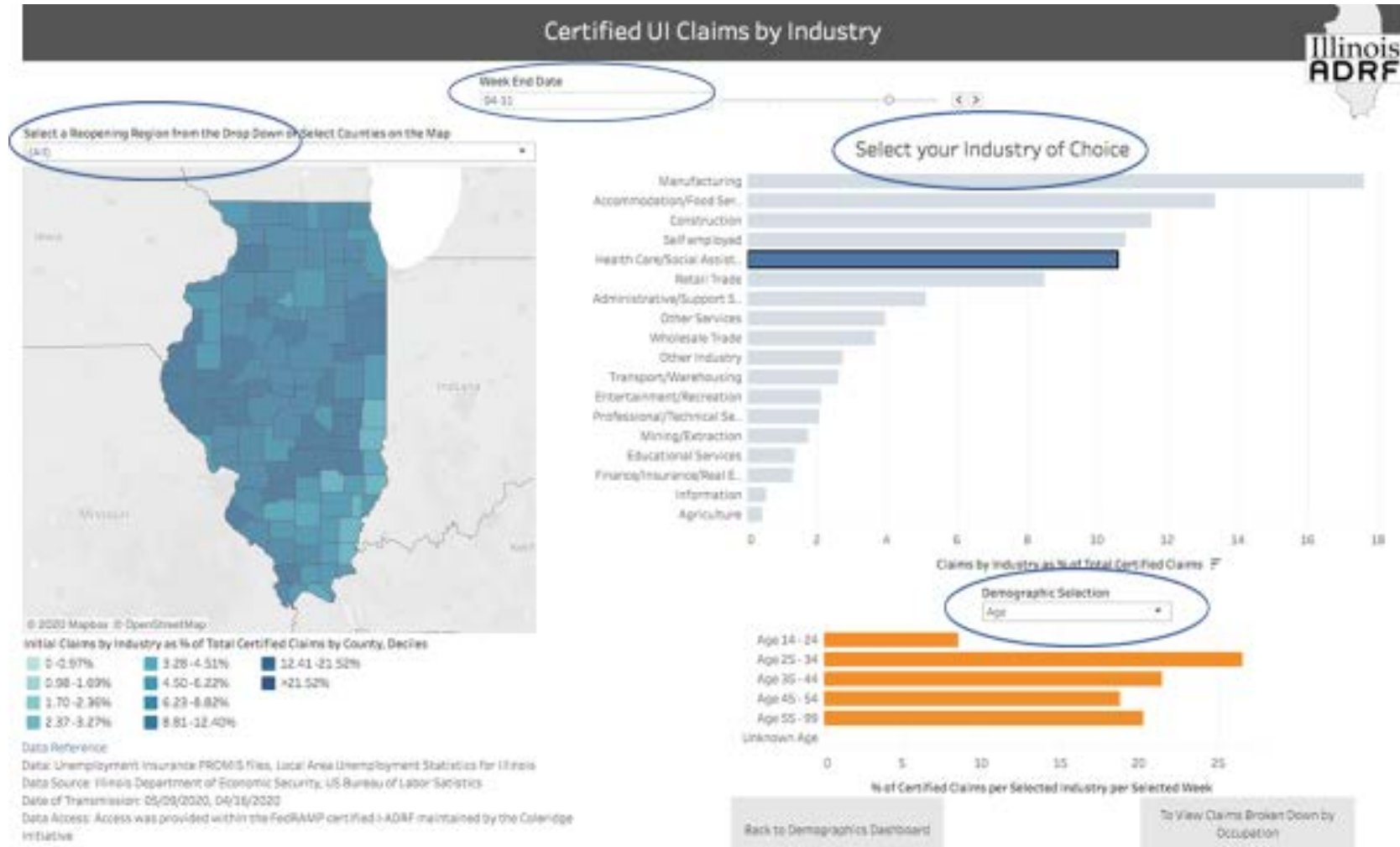


Data Reference:
Data: Unemployment Insurance-PRISM's Files, Local Area Unemployment Statistics for Illinois
Data Source: Illinois Department of Economic Security, US Bureau of Labor Statistics
Data of Transmission: 04/25/2020, 04/16/2020
Data Access: Access was provided within the FedRAMP certified I-ADRF maintained by the Calveridge Initiative.

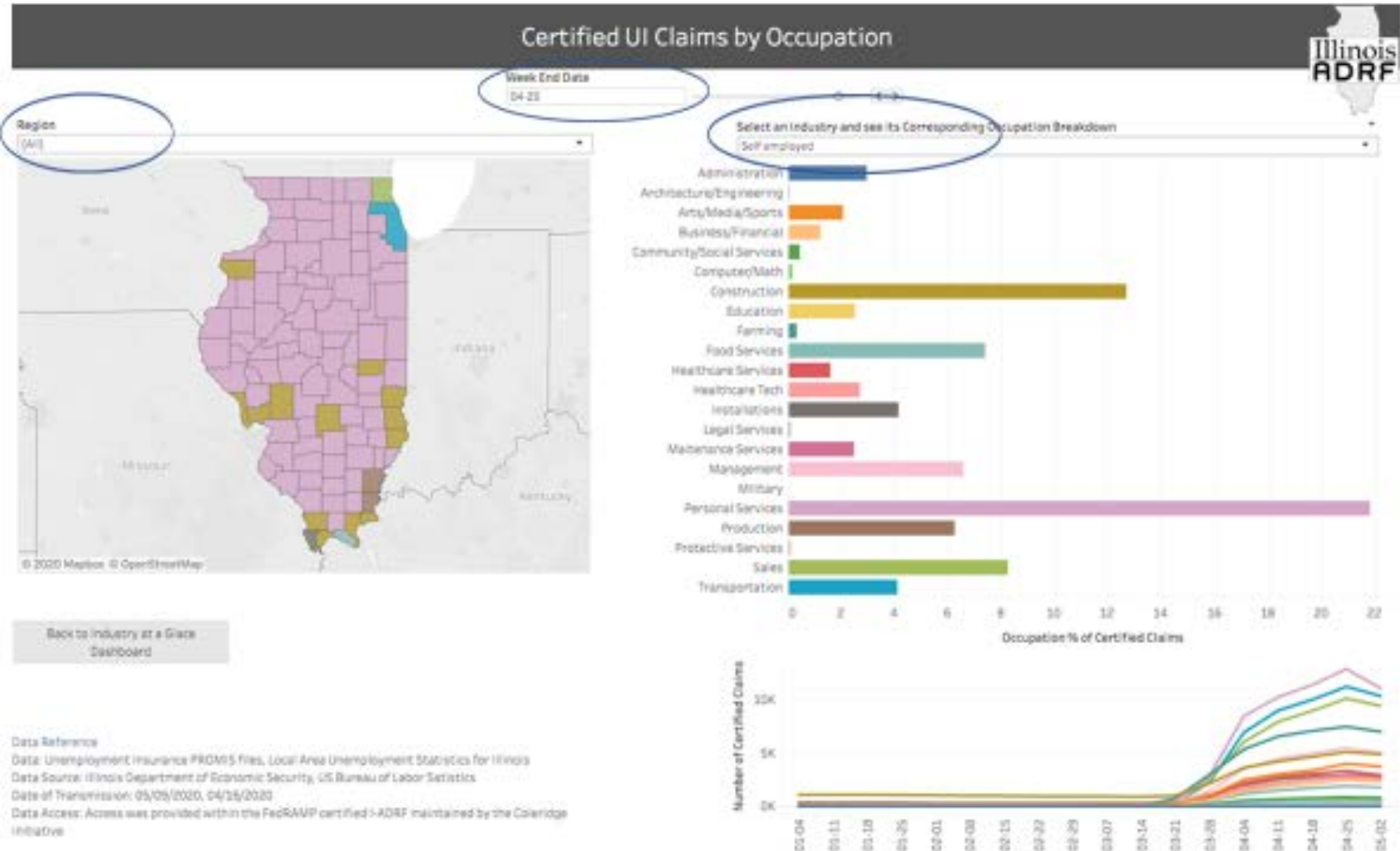
UI Benefit Recipients



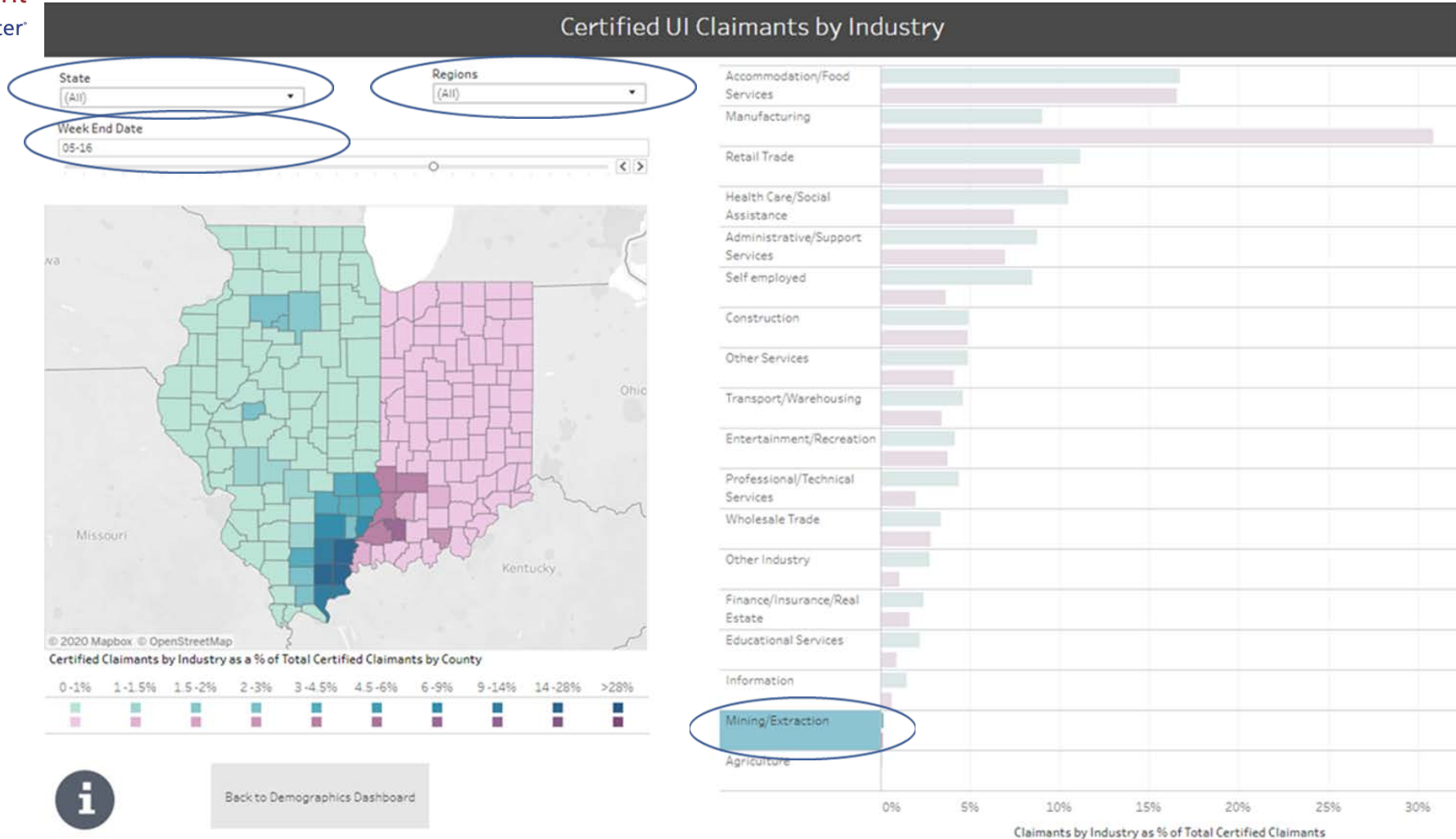
UI Benefit Recipients: Industry



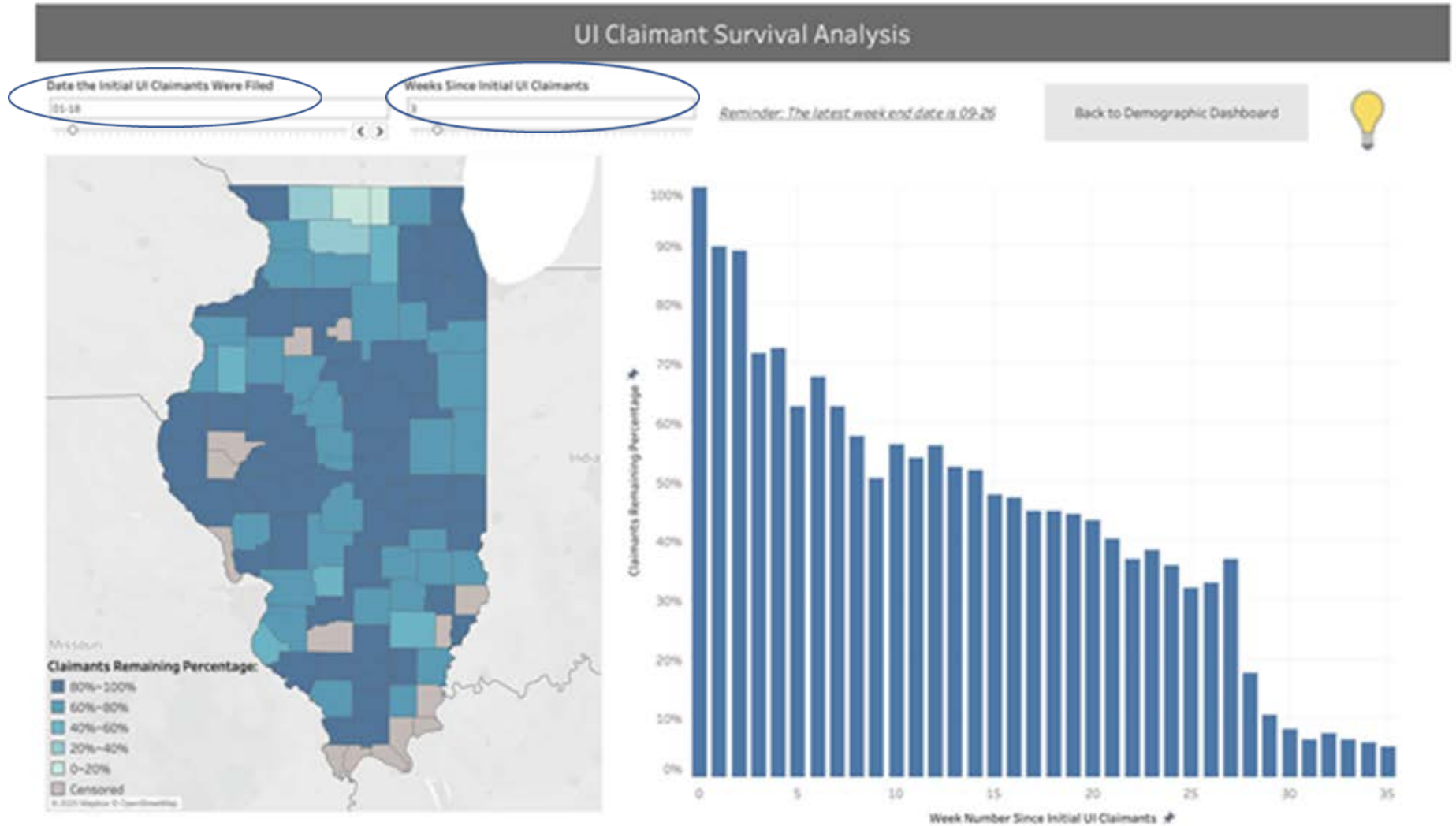
UI Benefit Recipients: Occupation



UI Benefit Recipients: Interstate Regions



UI Benefit Recipients: Interstate Regions





Questions?